

Math Department Faculty Evaluation Completed

2020 Spring (1204) / Student Course Evaluation (End of Term) / Anonymous Survey

 Course Assignments: **130** / Survey Participants: **6884**

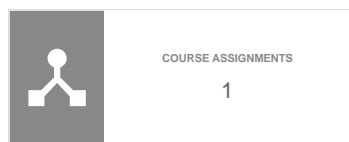
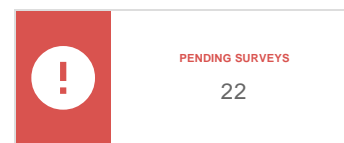
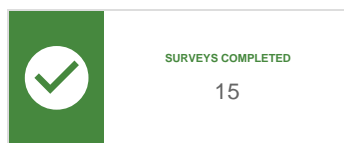
Schedule: 4/17/2020 to 5/1/2020

Results Available: 5/15/2020

 This survey completed on **Friday, May 1, 2020 at 11:59PM.**


College: Letters and Science
Department: MATHEMATICS
Course Section: MATH 551 - 001 Elementary Topology
Course Section
Director: NA
Instructor: BRIAN HEPLER

Survey Overview / Course Section Results Aggregate




Survey Metrics / Course Section Results Aggregate

Overall Rating



| Avg | Min | Max | #Resp | Target | Success |
|------|-----|-----|-------|--------|---------|
| 3.87 | 1 | 5 | 15 | NA | NA |

Overall Rating



| Avg | Min | Max | #Resp | Target | Success |
|------|-----|-----|-------|--------|---------|
| 3.87 | 1 | 5 | 15 | NA | NA |

Survey Data / Course Section Results Aggregate

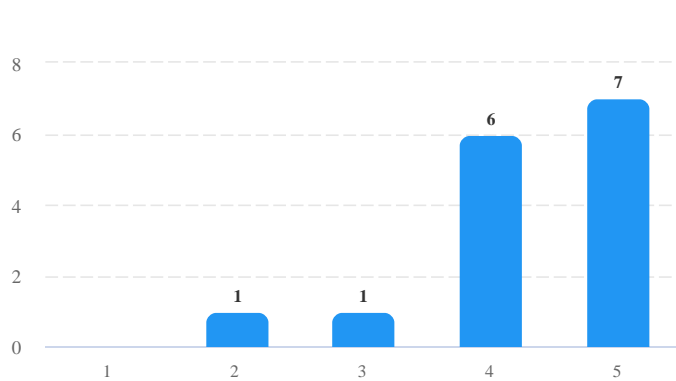
About the Instructor/Course

1 How clearly were the concepts, ideas, and techniques communicated by the instructor throughout the course?

(Instructor Multi-Choice)

 BRIAN HEPLER instructor

| Value | Option | Total |
|-------|----------------|-------|
| 1 | Not at all | 0 |
| 2 | Slightly | 1 |
| 3 | Moderately | 1 |
| 4 | Satisfactorily | 6 |
| 5 | Extremely | 7 |



| | |
|-----------|------|
| Average | 4.27 |
| Median | 4.00 |
| Mode | 5 |
| Std. Dev. | 0.85 |
| Variance | 0.73 |

2

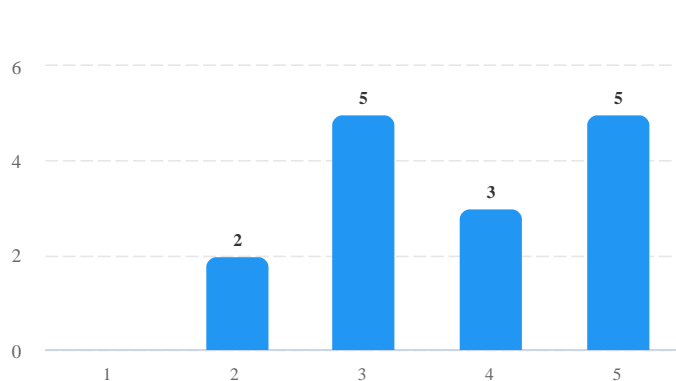
How do you rate the organization of individual lectures and of the course as a whole?

(Instructor Multi-Choice)



BRIAN HEPLER instructor

| Value | Option | Total |
|-------|-----------|-------|
| 1 | Poor | 0 |
| 2 | Fair | 2 |
| 3 | Good | 5 |
| 4 | Very Good | 3 |
| 5 | Excellent | 5 |



| | |
|-----------|------|
| Average | 3.73 |
| Median | 4.00 |
| Mode | 3,5 |
| Std. Dev. | 1.06 |
| Variance | 1.13 |

3

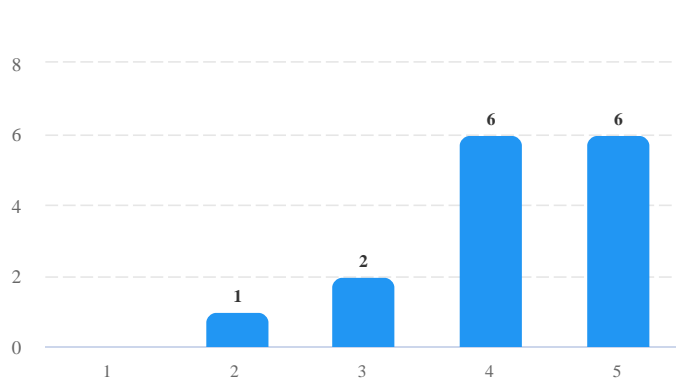
Did the instructor encourage students to think for themselves?

(Instructor Multi-Choice)



BRIAN HEPLER instructor

| Value | Option | Total |
|-------|------------|-------|
| 1 | Not at all | 0 |
| 2 | A little | 1 |
| 3 | Some | 2 |
| 4 | Much | 6 |
| 5 | A lot | 6 |



| | |
|-----------|------|
| Average | 4.13 |
| Median | 4.00 |
| Mode | 4,5 |
| Std. Dev. | 0.88 |
| Variance | 0.78 |

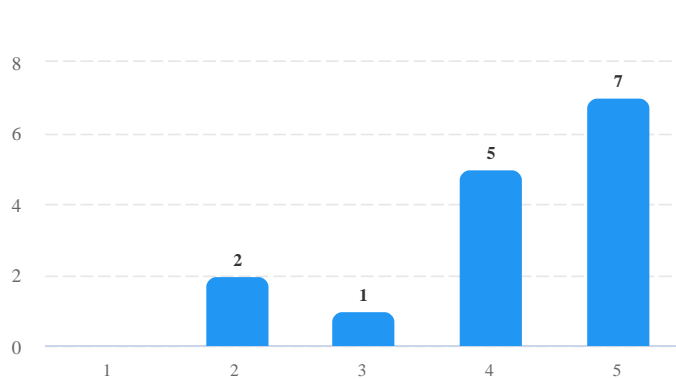
4

How clearly were grading policies and course expectations presented and followed?

(Instructor Multi-Choice)

 BRIAN HEPLER instructor


| Value | Option | Total |
|-------|----------------|-------|
| 1 | Not at all | 0 |
| 2 | Slightly | 2 |
| 3 | Moderately | 1 |
| 4 | Satisfactorily | 5 |
| 5 | Extremely | 7 |



| | |
|-----------|------|
| Average | 4.13 |
| Median | 4.00 |
| Mode | 5 |
| Std. Dev. | 1.02 |
| Variance | 1.05 |

5

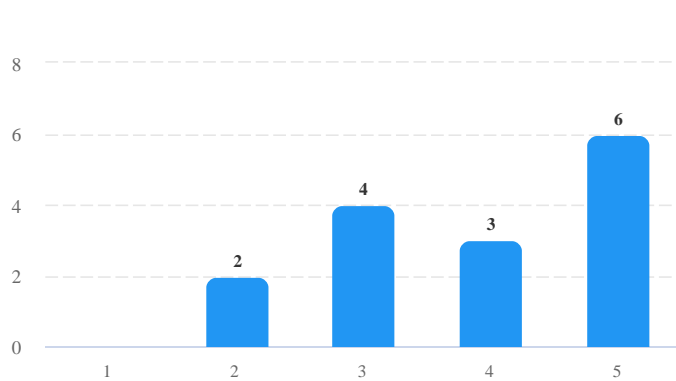
Overall, how do you rate the teaching effectiveness of the INSTRUCTOR?

 Overall Rating

(Instructor Multi-Choice)

 BRIAN HEPLER instructor

| Value | Option | Total |
|-------|-----------|-------|
| 1 | Poor | 0 |
| 2 | Fair | 2 |
| 3 | Good | 4 |
| 4 | Very Good | 3 |
| 5 | Excellent | 6 |



| | |
|-----------|------|
| Average | 3.87 |
| Median | 4.00 |
| Mode | 5 |
| Std. Dev. | 1.09 |
| Variance | 1.18 |

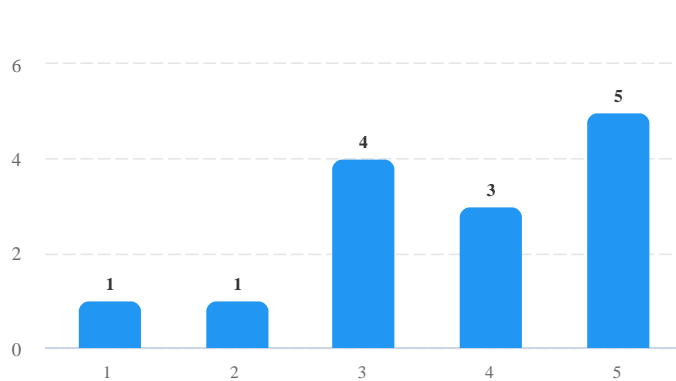
6

Overall, how do you rate this COURSE?

(Instructor Multi-Choice)

 BRIAN HEPLER instructor

| Value | Option | Total |
|-------|-----------|-------|
| 1 | Poor | 1 |
| 2 | Fair | 1 |
| 3 | Good | 4 |
| 4 | Very Good | 3 |
| 5 | Excellent | 5 |



| | |
|-----------|------|
| Average | 3.71 |
| Median | 4.00 |
| Mode | 5 |
| Std. Dev. | 1.22 |
| Variance | 1.49 |

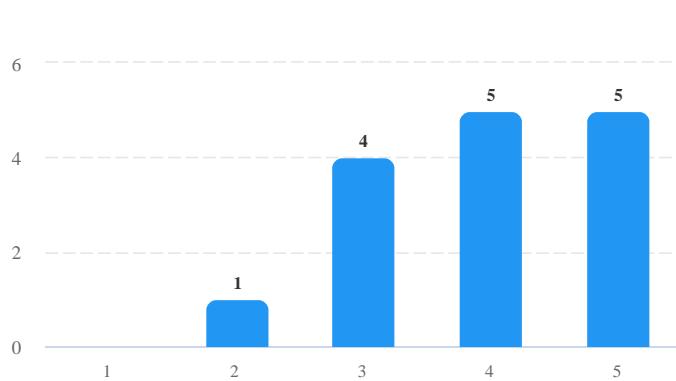
7

This instructor's teaching is truly outstanding.

(Instructor Multi-Choice)

 BRIAN HEPLER instructor

| Value | Option | Total |
|-------|----------------------------|-------|
| 1 | Strongly Disagree | 0 |
| 2 | Disagree | 1 |
| 3 | Neither Agree nor Disagree | 4 |
| 4 | Agree | 5 |
| 5 | Strongly Agree | 5 |



| | |
|-----------|------|
| Average | 3.93 |
| Median | 4.00 |
| Mode | 4,5 |
| Std. Dev. | 0.93 |
| Variance | 0.86 |

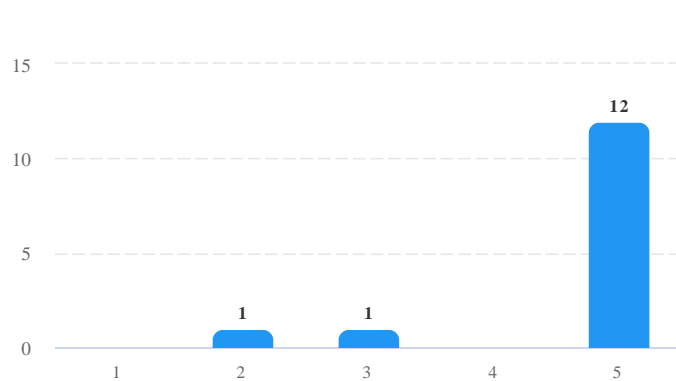
About Yourself

8

What grade do you think you will receive in this course?

(Multi-Choice, Single Answer)

| Value | Option | Total |
|-------|---------|-------|
| 1 | F | 0 |
| 2 | D | 1 |
| 3 | BC or C | 1 |
| 4 | B | 0 |
| 5 | A or AB | 12 |



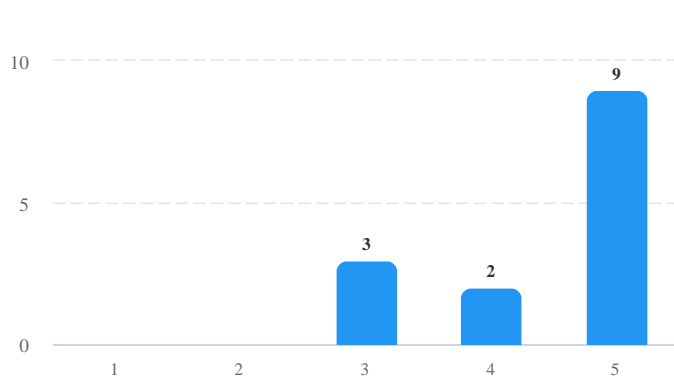
| | |
|-----------|------|
| Average | 4.64 |
| Median | 5.00 |
| Mode | 5 |
| Std. Dev. | 0.89 |
| Variance | 0.80 |

9

How often did you attend the class?

(Multi-Choice, Single Answer)

| Value | Option | Total |
|-------|---------------|-------|
| 1 | Rarely | 0 |
| 2 | Occasionally | 0 |
| 3 | Often | 3 |
| 4 | Nearly always | 2 |
| 5 | Always | 9 |



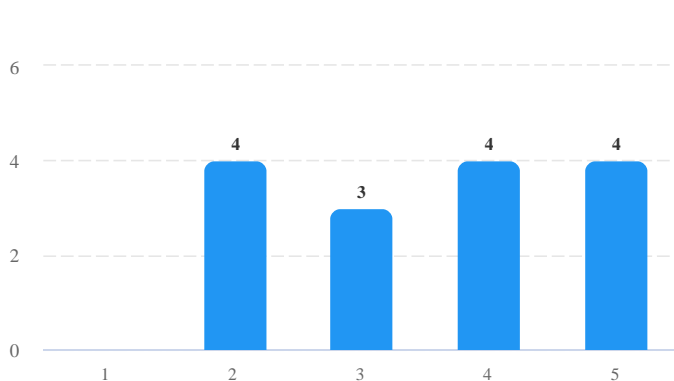
| | |
|-----------|------|
| Average | 4.43 |
| Median | 5.00 |
| Mode | 5 |
| Std. Dev. | 0.82 |
| Variance | 0.67 |

10

Estimate the average number of hours per week you spent on this course outside of class.

(Multi-Choice, Single Answer)

| Value | Option | Total |
|-------|-------------------|-------|
| 1 | 0-2 hours | 0 |
| 2 | 2-4 hours | 4 |
| 3 | 4-6 hours | 3 |
| 4 | 6-8 hours | 4 |
| 5 | More than 8 hours | 4 |



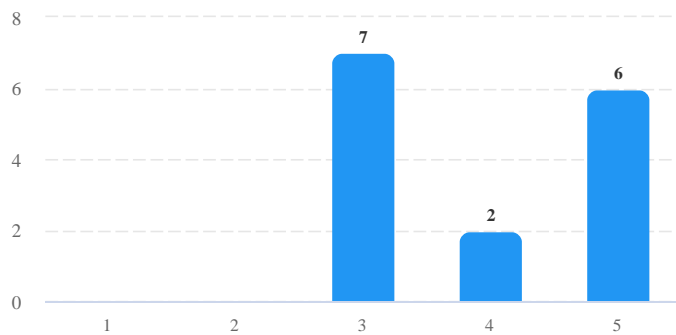
| | |
|-----------|-------|
| Average | 3.53 |
| Median | 4.00 |
| Mode | 2,4,5 |
| Std. Dev. | 1.15 |
| Variance | 1.32 |

11

Estimate how much effort you devoted to this course.

(Multi-Choice, Single Answer)

| Value | Option | Total |
|-------|----------------------|-------|
| 1 | None | 0 |
| 2 | A little | 0 |
| 3 | A moderate amount | 7 |
| 4 | A substantial amount | 2 |
| 5 | A great amount | 6 |



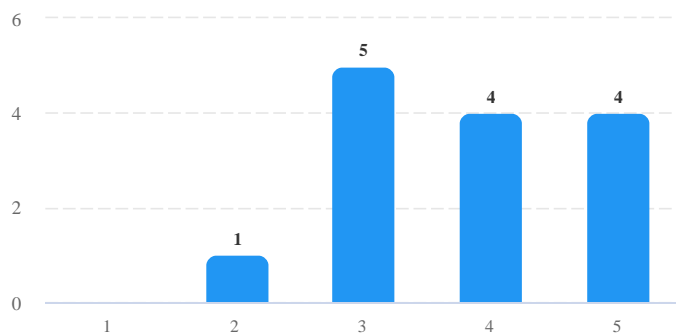
| | |
|-----------|------|
| Average | 3.93 |
| Median | 4.00 |
| Mode | 3 |
| Std. Dev. | 0.93 |
| Variance | 0.86 |

12

Estimate how much you learned in this course.

(Multi-Choice, Single Answer)

| Value | Option | Total |
|-------|----------------------|-------|
| 1 | Nothing | 0 |
| 2 | A little | 1 |
| 3 | A moderate amount | 5 |
| 4 | A substantial amount | 4 |
| 5 | A great amount | 4 |



| | |
|-----------|------|
| Average | 3.79 |
| Median | 4.00 |
| Mode | 3 |
| Std. Dev. | 0.94 |
| Variance | 0.88 |

Comments

13

Here comment on your overall impressions of the course and the instructor. (You might include remarks on the instructor's preparation and the organization of the course, the availability of the instructor outside of class, whether the instructor realizes when students do not understand, the clarity of explanations, whether you found the course interesting, etc. But you do not need to limit your comments to these subjects.)

(Instructor Text/Memo)



BRIAN HEPLER instructor

- His teaching is very good.
- very good
- Brian is a solid teacher. I recommend assigning more homework. Also, the class could have (and should have!) covered 2-3x the material it actually did. A topology class that ends on compactness is kinda a joke.
- Brian is an excellent instructor and really connects with his students. I know that he has pushed me to think outside the box, and I have learned a lot from this course. I had him for Math 521 as well, and I have really appreciated his teaching style and his availability.
- There was quite a bit of overlap with my introductory analysis class which made some of topics a little less challenging than they might've otherwise been for me, but Brian did a good job with finding challenging, interesting problems that got me to engage with these ideas more deeply.
- One of the best professors!
- Dr. Hepler presents the material from the textbook very well and also gives new examples. My one complaint would be that his syllabus said that there would be 10 homeworks, but in actuality there were only 4. So it was much harder for me to stay disciplined and updated with the course material and there was less opportunity to improve your grade. Also grades on the homework came in extremely slow (one was almost 2 months after it was submitted), but I don't know whether that was on him or the grader.

class

really
homework
more challenging
teaching
course less

