

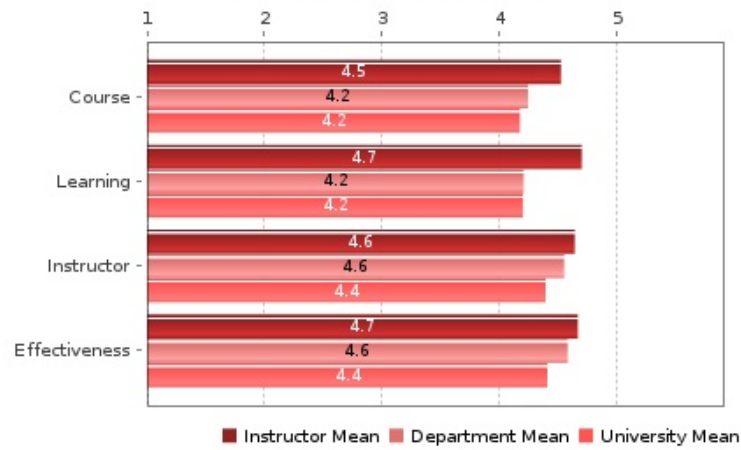
Teaching Evaluation Summary (201740: Summer 1 2017)

Ratings Summary

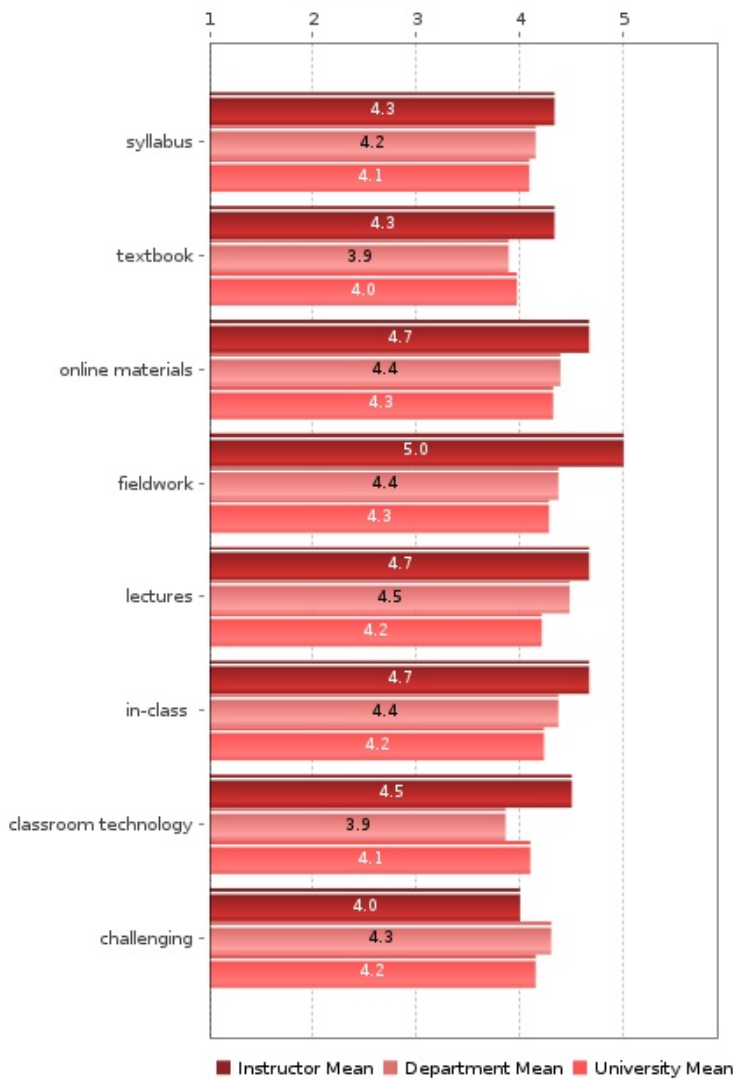
Instructor: **Hepler, Brian**
 Subject: **MATH**
 Catalog & Section: **1231, 01**

Course Title: **Calculus for Business/Econ**
 Enrollment: **14** Responses Incl Declines: **3**
 (Declined: **0**)

Elements of Instruction



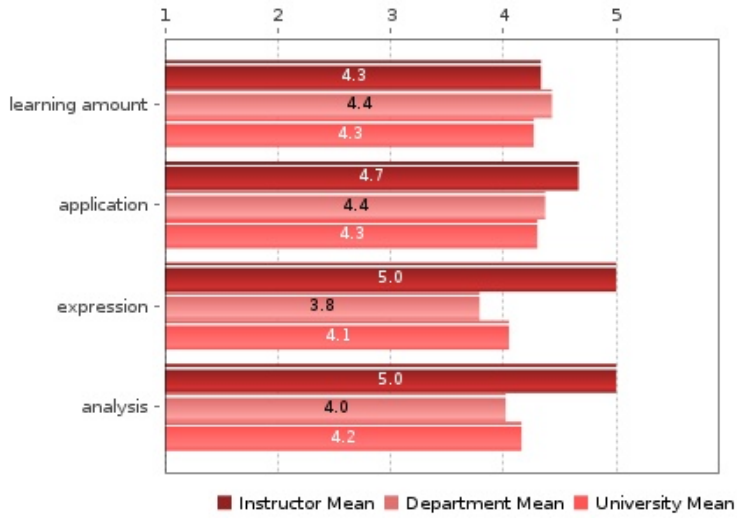
Course



	Response Rate	Mean	Median	Std Dev	5	4	3	2	1	0	1.0
syllabus	21%	4.3	4.0	0.5	1	2	0	0	0	0	0
textbook	21%	4.3	4.0	0.5	1	2	0	0	0	0	0
online materials	21%	4.7	5.0	0.5	2	1	0	0	0	0	0
fieldwork	21%	5.0	5.0	0.0	3	0	0	0	0	0	0
lectures	21%	4.7	5.0	0.5	2	1	0	0	0	0	0
in-class	21%	4.7	5.0	0.5	2	1	0	0	0	0	0
classroom technology	21%	4.5	4.5	0.5	1	1	0	0	0	0	1
challenging	21%	4.0	4.0	0.8	1	1	1	0	0	0	0

Scales:
 5.0 - Strongly Agree; 4.0 - Agree; 3.0 - Neutral; 2.0 - Disagree; 1.0 - Strongly Disagree; -1.0 - Not applicable;

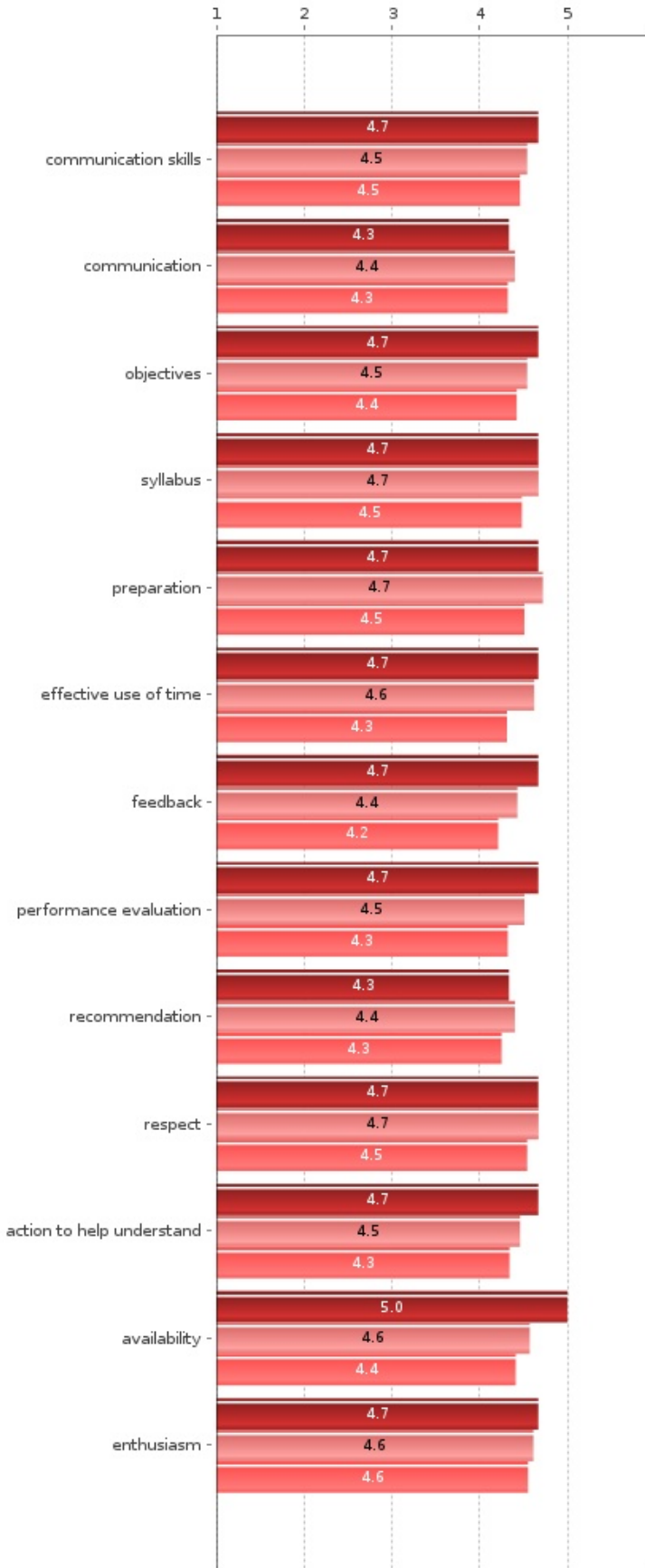
Learning



	Response Rate	Mean	Median	Std Dev	5.0	4.0	3.0	2.0	1.0	-1.0
learning amount	21%	4.3	4.0	0.5	1	2	0	0	0	0
application	21%	4.7	5.0	0.5	2	1	0	0	0	0
expression	21%	5.0	5.0	0.0	2	0	0	0	0	1
analysis	21%	5.0	5.0	0.0	2	0	0	0	0	1

Scales:
 5.0 - Strongly Agree; 4.0 - Agree; 3.0 - Neutral; 2.0 - Disagree; 1.0 - Strongly Disagree; -1.0 - Not applicable;

Instructor



■ Instructor Mean ■ Department Mean ■ University Mean

	Response Rate	Mean	Median	Std Dev	5	4	3	2	1	0	0	0	0	0	0
communication skills	21%	4.7	5.0	0.5	2	1	0	0	0	0	0	0	0	0	0
communication	21%	4.3	5.0	0.9	2	0	1	0	0	0	0	0	0	0	0
objectives	21%	4.7	5.0	0.5	2	1	0	0	0	0	0	0	0	0	0
syllabus	21%	4.7	5.0	0.5	2	1	0	0	0	0	0	0	0	0	0
preparation	21%	4.7	5.0	0.5	2	1	0	0	0	0	0	0	0	0	0
effective use of time	21%	4.7	5.0	0.5	2	1	0	0	0	0	0	0	0	0	0
feedback	21%	4.7	5.0	0.5	2	1	0	0	0	0	0	0	0	0	0
performance evaluation	21%	4.7	5.0	0.5	2	1	0	0	0	0	0	0	0	0	0
recommendation	21%	4.3	5.0	0.9	2	0	1	0	0	0	0	0	0	0	0
respect	21%	4.7	5.0	0.5	2	1	0	0	0	0	0	0	0	0	0
action to help understand	21%	4.7	5.0	0.5	2	1	0	0	0	0	0	0	0	0	0
availability	21%	5.0	5.0	0.0	3	0	0	0	0	0	0	0	0	0	0
enthusiasm	21%	4.7	5.0	0.5	2	1	0	0	0	0	0	0	0	0	0

Scales:
 5.0 - Strongly Agree; 4.0 - Agree; 3.0 - Neutral; 2.0 - Disagree; 1.0 - Strongly Disagree; -1.0 - Not applicable;

Effectiveness



	Response Rate	Mean	Median	Std Dev	5.04.03.02.01.0
overall rating of teaching	21%	4.7	5.0	0.5	2 1 0 0 0

Scales:
 5.0 - Almost Always Effective; 4.0 - Usually Effective; 3.0 - Sometimes Effective;
 2.0 - Rarely Effective; 1.0 - Never Effective;

hours devoted to course	
5	0%
4	0%
3	33%
2	67%
1	0%